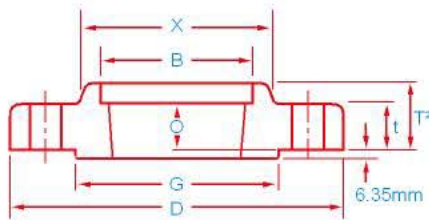
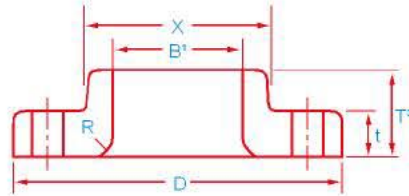


CLASS 600 FLANGES

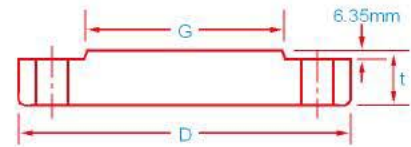
ANSI B16.5 FORGED FLANGES



THREADED



LAP JOINT



BLIND

DIMENSIONS

Unit: mm

Nominal Pipe Size	Depth of Socket Y	Drilling			Bore				Approximate Weight				
		Bolt Circle Dia.	Number of Holes	Dia. of Holes	Dia. of Bolts (inch)	Stud Bolt Length			Welding Neck kg	Slip-on and Threaded kg	Lap Joint kg	Blind kg	Socket Welding kg
						0.25* Raised Face	Male Tongue	Female Groove					
½	9.7	66.5	4	15.7	½	76.2	69.9	76.2	0.98	0.98	0.98	0.98	0.98
¾	11.2	82.6	4	19.1	5/8	88.9	82.6	88.9	1.60	1.40	1.40	1.40	1.36
1	12.7	88.9	4	19.1	5/8	88.9	82.6	88.9	2.00	2.00	2.00	2.00	2.11
1¼	14.2	98.6	4	19.1	5/8	95.3	88.9	95.3	2.80	2.70	2.70	2.70	3.03
1½	15.7	114.3	4	22.4	¾	108.0	101.6	108.0	3.80	3.80	3.80	3.80	3.88
2	17.5	127.0	8	19.1	5/8	108.0	101.6	108.0	4.54	4.10	4.00	4.60	4.37
2½	19.1	149.4	8	22.4	¾	120.7	114.3	120.7	8.20	5.90	5.90	6.80	6.36
3	20.6	168.1	8	22.4	¾	127.0	120.7	127.0	8.80	7.30	7.30	8.90	7.44
3½	22.4	184.2	8	25.4	7/8	139.7	133.4	139.7	12.00	9.53	9.40	13.17	-
4	23.9	215.9	8	25.4	7/8	146.1	139.7	146.1	17.00	17.00	17.00	18.60	-
5	23.9	266.7	8	28.4	1	165.1	158.8	165.1	31.00	29.00	29.00	30.84	-
6	26.9	292.1	12	28.4	1	171.5	165.1	171.5	36.77	36.32	36.00	39.00	-
8	31.8	349.3	12	31.8	1 1/8	190.5	184.2	193.9	55.00	52.00	52.00	64.00	-
10	33.3	431.8	16	35.1	1 1/4	215.9	209.6	215.9	90.00	77.00	77.00	102.00	-
12	39.6	489.0	20	35.1	1 1/4	222.3	215.9	222.3	110.00	97.52	108.86	132.00	-
14	41.4	527.1	20	38.1	1 3/8	235.0	228.6	235.0	127.00	102.00	113.00	159.00	-
16	44.5	603.3	20	41.1	1 1/2	254.0	247.7	254.0	177.06	149.82	165.71	224.73	-
18	49.3	654.1	20	44.5	1 5/8	273.1	266.7	273.1	215.65	162.00	197.00	285.00	-
20	54.1	723.9	24	44.5	1 5/8	285.8	279.4	282.1	267.86	231.54	260.00	365.00	-
24	63.5	838.2	24	50.8	1 7/8	330.2	323.9	336.6	372.00	330.00	370.00	565.00	-