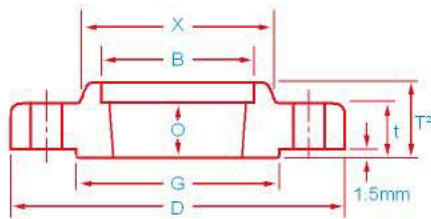
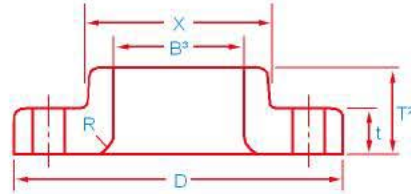


CLASS 300 FLANGES

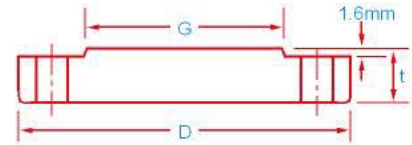
ANSI B16.5 FORGED FLANGES



THREADED



LAP JOINT



BLIND

DIMENSIONS

Unit: mm

Nominal Pipe Size	Depth of Socket Y	Drilling			Bore				Approximate Weight				
		Bolt Circle Dia.	Number of Holes	Dia. of Holes	Dia. of Bolts (inch)	Machine Bolt Length			Welding Neck kg	Slip-on and Threaded kg	Lap Joint kg	Blind kg	Socket Welding kg
						Raised Face	Raised Face	Ring Joint					
½	9.7	66.5	4	15.7	½	57.2	63.5	76.2	0.80	0.62	0.61	0.65	0.62
¾	11.2	82.6	4	19.1	5/8	63.5	76.2	88.9	1.40	1.30	1.30	1.40	1.34
1	12.7	88.9	4	19.1	5/8	63.5	76.2	88.9	1.64	1.50	1.50	1.50	1.55
1¼	14.2	98.6	4	19.1	5/8	69.9	82.6	95.3	2.10	1.70	1.70	2.80	1.76
1½	15.7	114.3	4	22.4	¾	76.2	88.9	101.6	3.06	2.60	2.60	2.80	2.69
2	17.5	127.0	8	19.1	5/8	76.2	88.9	101.6	3.50	3.00	3.00	3.30	3.14
2½	19.1	149.4	8	22.4	¾	82.6	101.6	114.3	5.31	4.50	4.50	5.40	4.74
3	20.6	168.1	8	22.4	¾	88.9	108.0	120.7	7.32	5.90	5.80	7.00	6.29
3½	22.4	184.2	8	22.4	¾	95.3	108.0	127.0	8.2	7.72	7.72	9.53	-
4	23.9	200.2	8	22.4	¾	95.3	114.3	127.0	11.30	10.13	10.07	12.00	-
5	23.9	235.0	8	22.4	¾	108.0	120.7	133.4	15.12	13.00	13.00	16.00	-
6	26.9	269.7	12	22.4	¾	108.0	120.7	139.7	20.00	17.00	16.00	22.00	-
8	31.8	330.2	12	25.4	7/8	120.7	139.7	152.4	30.48	26.00	25.00	36.00	-
10	33.3	387.4	16	28.4	1	139.7	158.8	171.5	43.74	34.16	39.92	55.34	-
12	39.6	450.9	16	31.8	11/8	146.1	171.5	184.2	64.41	51.26	60.00	80.00	-
14	41.4	514.4	20	31.8	11/8	158.8	177.8	190.5	88.30	75.00	85.00	110.00	-
16	44.5	571.5	20	35.1	11/4	165.1	190.5	203.2	115	94	112.00	139.25	-
18	49.3	628.7	24	35.1	11/4	171.5	196.9	209.6	143.00	109.00	135.00	178.00	-
20	54.1	685.8	24	35.1	11/4	184.2	203.2	222.3	175.00	136.00	165.00	223.17	-
24	63.5	812.8	24	41.1	11/2	203.2	228.6	254.0	260.00	245.00	250.00	355.0	-